



SHELTER STRUCTURES AMERICA

PRODUCT SPECIFICATIONS

SHELTER G SERIES (ARCH)

TENT SPECIFICATIONS

Model	G3
Span Width	3m
Eave Height	3.00m
Ridge Height	3.53m
Bay Distance	3m
Roof Pitch	18°
Longest Component	3.17m
Maximum Length	Unlimited in 3-meter increments
Max. Windload	115mph

FRAMEWORK

Main Profiles	120*48*3mm (4 channel)
Material	Hard Pressed Extruded Structural Aluminum 6061/T6

COVER


Material	PVC Coated Polyester Fabric
Features	650 or 850 g/sqm, Premium Grade, High Gloss White or Translucent, Waterproof, UV Resistant
Flame Retardant	DIN 4102 B1, M2; USA NFPA701

CONNECTING COMPONENTS

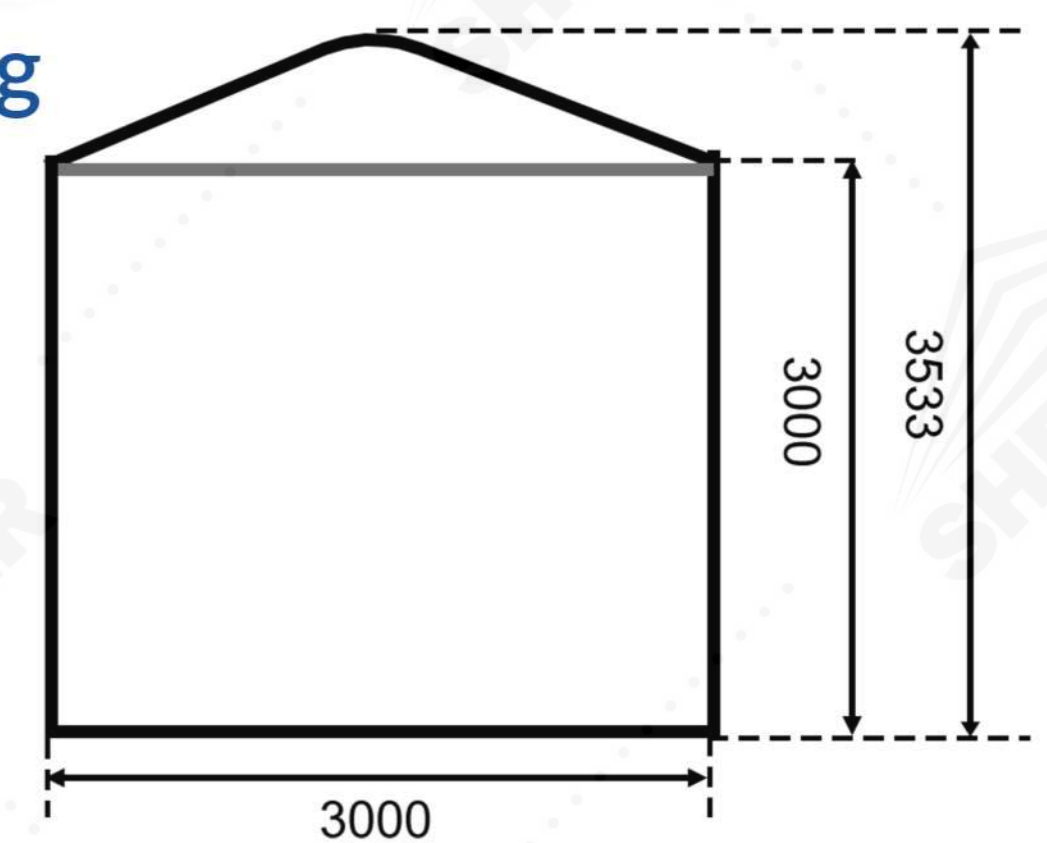
Hot Dipped, Structural Grade Corrosive Resistant Galvanized Steel

G SERIES (ARCH) DRAWING

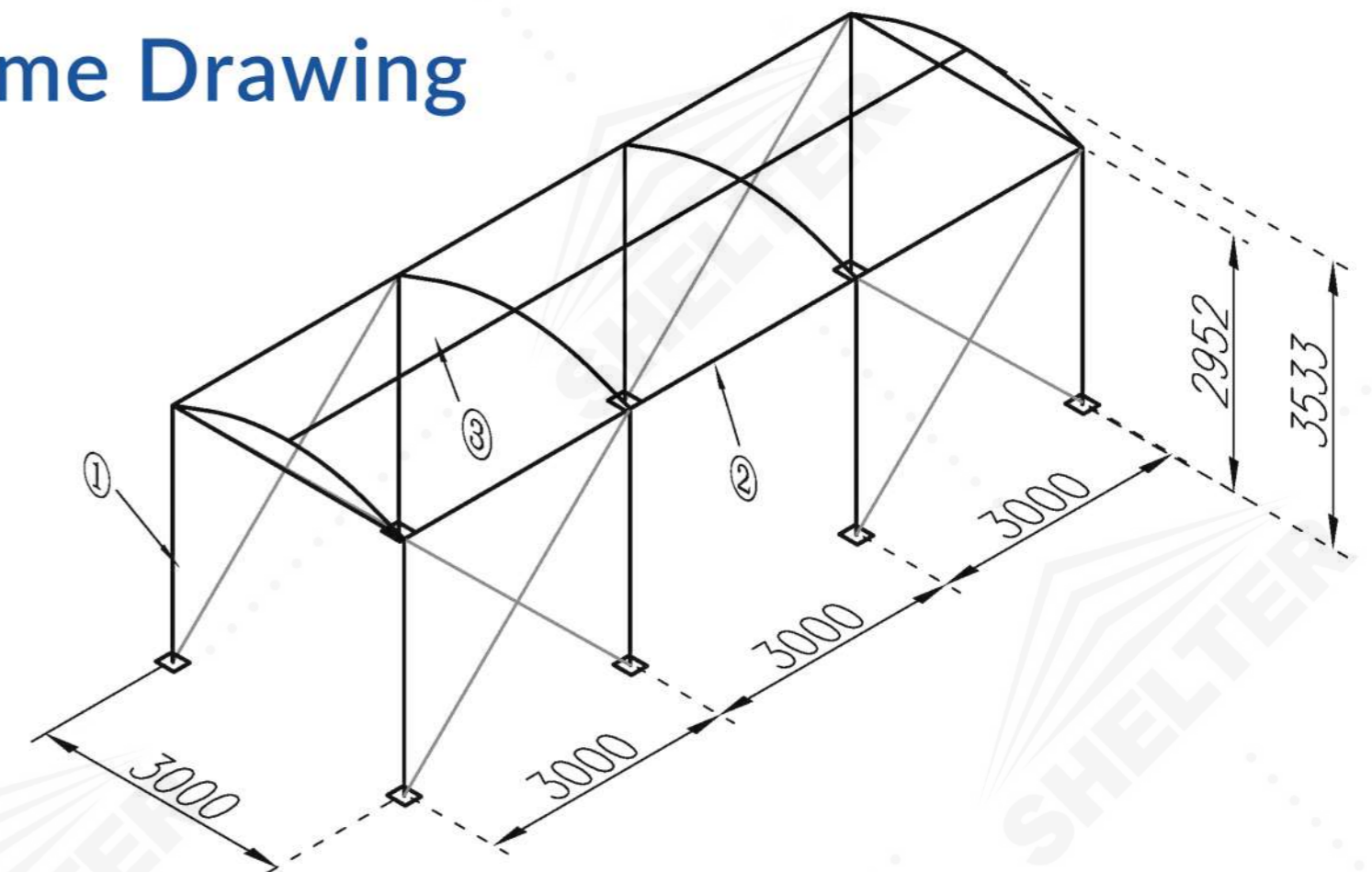
Rendering



Gable Drawing



Frame Drawing



Profile Specifications

Roof Beam Upright Support ①	Gable Upright ②	Eave Purlin ③	Roof Purlin ④
			Gable Hanging Tube ⑤



SHELTER STRUCTURES
TENT MANUFACTURER

Shelter Structures America Inc.

405 Via Chico Suite 1 Palos Verdes Estates, CA 90274

E: robert@shelterstructuresamerica.com

C: (954) 559 8759

W: www.shelterstructuresamerica.com

O: (424) 254 9172